


# myobrace®

## FOR JUNIORS

### Primary dentition

USE FOR  
ONE HOUR  
EVERY DAY  
AND WHILE  
SLEEPING



[www.myobrace.com](http://www.myobrace.com)

WORLDWIDE PATENTS, FOR MORE INFORMATION VISIT MYORESEARCH.COM

# How it works

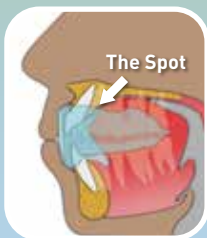
MRC has pioneered the use of appliances to correct myofunctional habits in growing children and has proven success in orthodontic correction without braces. This treatment can also lead to better facial development in growing children. The key to this treatment is correcting the position and function of the tongue, obtaining correct nose breathing and retraining the oral muscles to function correctly.

*Myobrace*® appliances effectively train the tongue to position correctly in the upper jaw, retrain oral musculature and exert light forces to align the teeth.

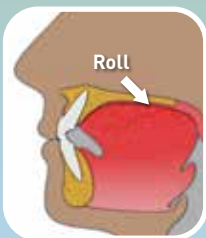
## Goals of treatment:

- Lips together at all times except when speaking or eating.
- Breathe through the nose, to assist the development of the upper and lower jaws, and to achieve the correct bite.
- No lip activity when swallowing, which allows the front teeth to develop correctly.
- Improved dental alignment.
- Improved facial development.

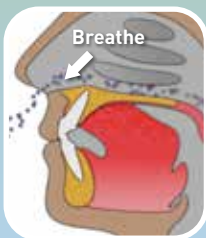
**For the *Myobrace*® to work, you must correct your poor myofunctional habits.**



Correct rest position



Correct swallowing pattern



Breathing awareness

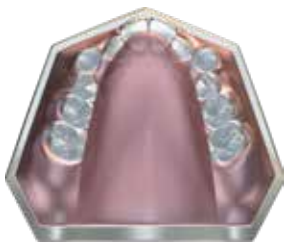
## What causes orthodontic problems?

The majority of our children will develop crowded teeth and incorrect jaw alignment. Modern research has shown that mouth breathing, tongue thrusting, reverse swallowing and thumb sucking – known as incorrect myofunctional habits – are the real causes of crooked teeth.

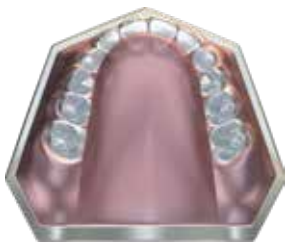
These habits limit the development of the child's jaws and face resulting in orthodontic problems. These causes cannot be corrected with fixed braces.

### Normal vs crowded teeth

The function of the tongue, cheeks and lips determines tooth position. Correct facial growth depends on correct function and breathing patterns.



**CROWDED**  
UPPER ARCH



**NORMAL**  
UPPER ARCH

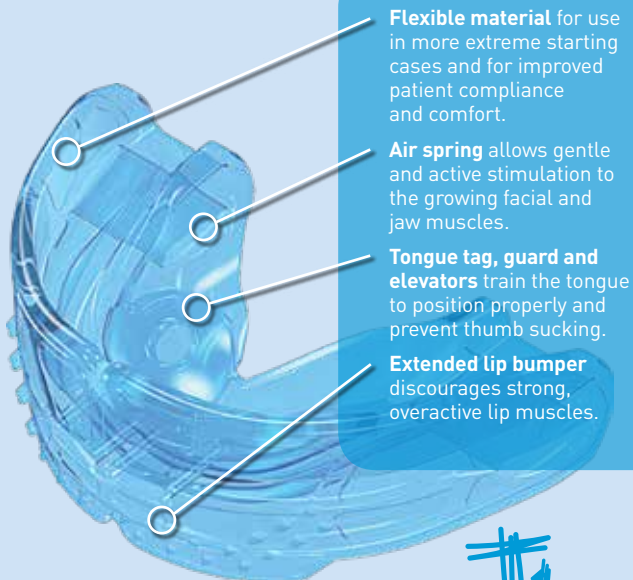
NOTE: TOOTH SIZE HAS NOT CHANGED

## Myobrace® for Juniors

*Myobrace® for Juniors* is a three-stage appliance system designed specifically to correct poor oral habits while treating upper and lower jaw development problems. *Myobrace® for Juniors* is most effective in the primary dentition from as early as three years of age.

### Myobrace® for Juniors J1 – Design features

Stage one — Habit correction.



**Flexible material** for use in more extreme starting cases and for improved patient compliance and comfort.

**Air spring** allows gentle and active stimulation to the growing facial and jaw muscles.

**Tongue tag, guard and elevators** train the tongue to position properly and prevent thumb sucking.

**Extended lip bumper** discourages strong, overactive lip muscles.

## Directions for use

Use your *Myobrace*® appliance for one to two hours each day plus overnight while sleeping.

Your teeth may become slightly sensitive in the early stages of treatment. This is quite normal but, if pain becomes excessive, decrease application time and advise your doctor.



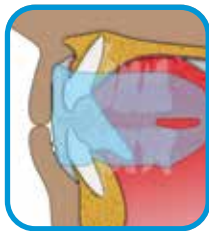
**Step 1** – Hold the *Myobrace*® with the tongue tag facing up.




**Step 2** – Place the *Myobrace*® into your mouth.



**Step 3** – Keep your tongue positioned on the tongue tag.



**Step 4** – Close down on the *Myobrace*® and feel it working to align your front teeth and jaws.



**Step 5** – Keep your lips together and breathe through your nose.

**Do not chew  
on your  
*Myobrace*®!**

**May fall out at night while sleeping in initial stages of treatment. If this happens, increase daytime use.**

# Indications for use

***Myobrace® for Juniors* is a three-stage appliance system designed specifically to correct poor oral habits and improve upper and lower jaw development problems.**

The appliances correct poor myofunctional habits which are the cause of crooked teeth, while providing light forces to assist in expanding the upper jaw and aligning the teeth into their correct position.

## Treatment considerations

Treatment time can differ depending on the biological adaptability of each patient. The *Myobrace®* appliance must be used daily for a successful outcome.

Regular monitoring by your dentist or orthodontist is essential for successful treatment and to avoid unwanted treatment complications.

**Cleaning your *Myobrace®*:** Clean your *Myobrace®* appliance under warm running water every time you remove it from your mouth. Use *Myoclean™* tablets to correctly clean twice every week. Ask your doctor or dental therapist about *Myoclean™*, the recommended cleaning agent for all *Myobrace®* appliances.

## CAUTION: USE ONLY UNDER THE SUPERVISION OF A LICENSED ORTHODONTIST OR DENTIST

Lifetime use: 6 months based on everyday wear.  
Replace after 12 months regardless of wear time.



***Myobrace®* by Myofunctional Research Co.**  
**Myofunctional Research Co. Australia**  
44 Siganto Drive, Helensvale QLD 4212 Australia  
Tel: +61 7 5573 5999

### USA Representative:

Myofunctional Research Co. USA  
9267 Charles Smith Avenue, Rancho Cucamonga CA 91730 USA  
PO Box 2781, Rancho Cucamonga CA 91730 USA  
Tel: +1 866 550 4696



### Europe Representative:

Myofunctional Research Europe B.V.  
Gompensstraat 21c 5145 RM Waalwijk The Netherlands  
P.O. Box 718, 5140 AS Waalwijk The Netherlands  
Tel: +31 416 651 696



**MYOFUNCTIONAL  
RESEARCH CO.**

**INNOVATIVE DENTAL APPLIANCE  
TECHNOLOGY AND EDUCATION**

*Single Patient Use.*



**KEEP OUT  
OF DIRECT  
SUNLIGHT**



**CLEAN  
BEFORE USE**